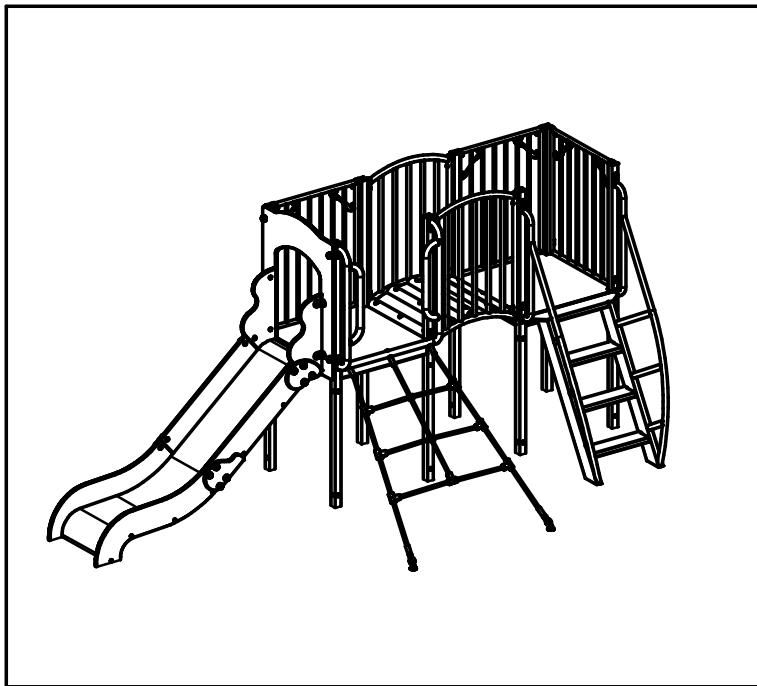



Specification Sheet




Planet Jungle	
The 'Cloud'	
PROD. CODE	901-CLOU
SIZE	4170x1960x1950
AGE RANGE	3 to 8 Years old
F/ FALL HEIGHT	990mm
HEAVIEST PART	Approx 70 Kg
TOTAL WEIGHT	Approx 366 Kg
 <small>100 YEARS OF PLAY SINCE 1918</small>	

Surfacing Details

Surfacing	Size/Quantity
Minimum Space	6550 x 5005mm
Wetpour Area	25.5 Sq Metres of 40mm Thk
Wetpour Linear Edging	19.0 Metres
Grass Mats (1500x1000mm)	22 off

Specification Details

Material	Specification
Circular Hollow Section (CHS)	EN 10219: 1997
Rectangular Hollow Section (RHS)	EN 10219: 1997
Mild Steel Plate	EN 10025: 2004
Mild Steel Bar	EN 10087: 1998
Stainless Steel Tube/Plate/Bar	EN 10088-2: 2005
High Density Polyethylene (HDPE)	EN ISO 14632: 1998
Polyester Powder Paint	EN 13438: 2005
Welding	EN 14341: 2011
Standard Fixings	BS3692 & 4190:2001
Non Standard Anti-Vandal Fixings	Corrosion Resistant



Note:-

1. Lifting Equipment or sufficient manpower should be used throughout installation.
2. In accordance with 6.1.3 EN1176-1:2008 we recommend that slides do not face south or near due south due to heat build up.