

<h1>Wicked Wheels</h1>	
<h2>Low Curved Ramp</h2>	
PROD CODE:	6190-039
SIZE:	1200 x 1200 mm
DECK HEIGHT:	300 mm
APPROX. FREE SPACE REQUIRED	6200 x 5200 mm
AGE RANGE:	10 to Adult

SPECIFICATION

- Support Structure** – Open or closed framework made from 50 x 25 x 3.2 mm rectangular hollow section galvanised steel.
- Skating Surface** – 4 mm mild steel plate coated with two layers of black anti-slip paint; base layer Vinadac High Build Mio, top layer Vinadac High Build Sheen Finish.
- Fixings** – All railings and structural supports use M10 cup square hex bolts, M10 x 30 O/D washers and M10 shear nuts. All fixings are bright zinc plated for weather protection. Once the shear nuts are sheared off, the excess bolt length is ground down and the exposed end touched up with zinc rich primer.
- Finish** – Galvanised steel and black anti-slip paint on skating surface as detailed above. On sections of framework welded together on-site the areas where the galvanised finish is broken are touched up with zinc rich primer.

INSTALLATION GUIDELINES

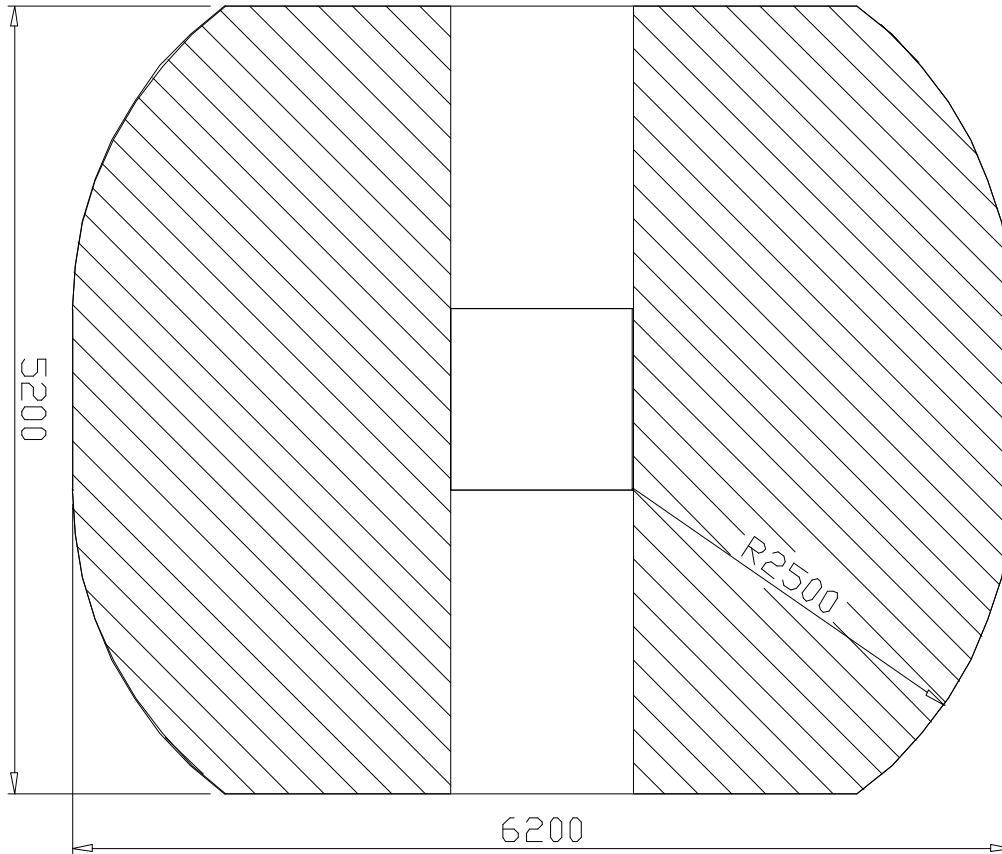
- 1 Read installation instructions through before commencing erection of unit.
- 2 Do NOT tighten fastenings until the unit is completely assembled
- 3 Excavate 300 mm deep foundations to suit ground fixing positions.
- 4 Ensure that front edge of ramp is or will be flush/sub-flush with tarmac level.
- 5 Backfill foundations with rapidset concrete.
- 6 Allow 24 hours drying time before use.

Note:- All protruding screw threads to be peened over to remove sharp edges.

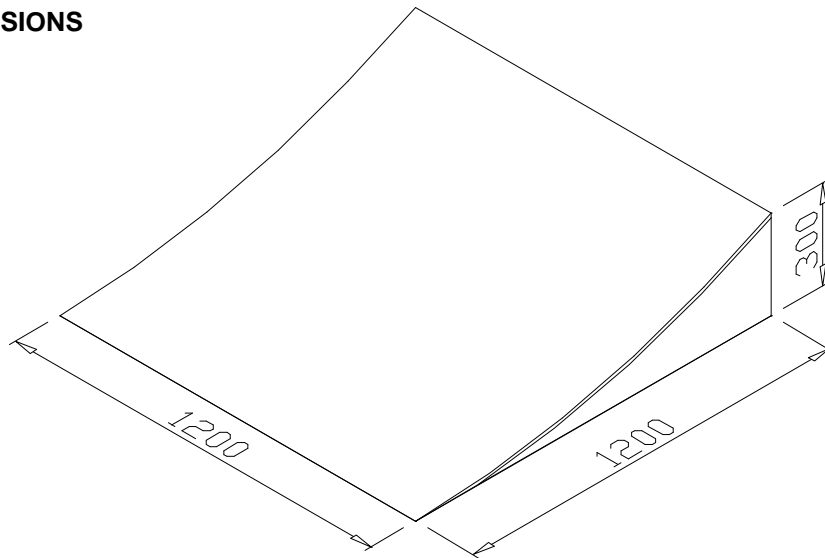
Note:- Ensure all installation aids are removed before first use.

FREE SPACE DETAIL


Shaded area indicates areas within the minimum space that can be overlapped with other skateboarding equipment.



OVERALL DIMENSIONS



For maintenance instructions see separate sheet.

	COMPILED:	APPROVED :	REV	0				
	S Bailey		ECN	-				
	DATE:	DATE:	SIG.	SB				
	20/06/05		DATE.	20/06/05				